

# 6640A Series Single-Output, 200 W DC Power Supplies, GPIB

Data Sheet

Speed and accuracy for test optimization



- Fast, low-noise outputs
- Analog control of output voltage and current
- Fan-speed control to minimize acoustic noise
- Parallel and series connections of multiple units
- Built-in measurements and advanced programmable features
- Protection features to ensure DUT safety

This series of 200 W linear-regulated DC power supplies is designed to maximize the throughput of DUTs through the manufacturing test process with fast up and down programming time.

Valuable assemblies can be destroyed by a minor component failure that can allow a surge of voltage or current to flow to the DUT. Fast protection features, including fast crowbar, mode crossover protection, and the ability to connect the protection circuitry of multiple power supplies can increase production yield.

Programming of the DC output and the protection features can be done either from the front panel or using industry standard SCPI commands, via the GPIB. Using the serial link, up to 16 power supplies can be connected through one GPIB address. Test system integration can be further simplified by using the *VXIplug&play* drivers. The output voltage and current can also be controlled with analog signals. This is helpful for certain types of noisy environments, and also immediate reactions to process changes.

Lab bench use is enhanced by the fan speed control, which helps to minimize acoustic noise.



**Agilent Technologies**

## Specifications

<b>Specifications</b> <i>(at 0 ° to 55 °C unless otherwise specified)</i>	<b>6641A</b>	<b>6642A</b>	<b>6643A</b>	<b>6644A</b>	<b>6645A</b>
<b>Number of outputs</b>	1	1	1	1	1
<b>GPIO</b>	Yes	Yes	Yes	Yes	Yes
<b>Output ratings</b>					
Output voltage	0 to 8 V	0 to 20 V	0 to 35 V	0 to 60 V	0 to 120 V
Output current (40°C)	0 to 20 A	0 to 10 A	0 to 6 A	0 to 3.5 A	0 to 1.5 A
Maximum current (50 °C/55 °C)	18 A/17 A	9 A/8.5 A	5.4 A/5.1 A	3.2 A/3 A	1.4 A/1.3 A
<b>Programming accuracy</b> (at 25 °C ± 5 °C)					
Voltage                   0.06% +	5 mV	10 mV	15 mV	26 mV	51 mV
Current                 0.15% +	26 mA	13 mA	6.7 mA	4.1 mA	1.7 mA
<b>Ripple and noise</b> from 20 Hz to 20 MHz					
Voltage                   rms	300 µV	300 µV	400 µV	500 µV	700 µV
peak-to-peak	3 mV	3 mV	4 mV	5 mV	7 mV
Current                   rms	10 mA	5 mA	3 mA	1.5 mA	1 mA
<b>Readback accuracy</b> at 25 °C ± 5 °C (percent of reading plus fixed)					
Voltage                   0.07% +	6 mV	15 mV	25 mV	40 mV	80 mV
+Current                 0.15% +	18 mA	9.1 mA	5 mA	3 mA	1.3 mA
–Current                 0.35% +	40 mA	20 mA	12 mA	6.8 mA	2.9 mA
<b>Load regulation</b>					
Voltage	1 mV	2 mV	3 mV	4 mV	5 mV
Current	1 mA	0.5 mA	0.25 mA	0.25 mA	0.25 mA
<b>Line regulation</b>					
Voltage	0.5 mV	0.5 mV	1 mV	1 mV	2 mV
Current	1 mA	0.5 mA	0.25 mA	0.25 mA	0.25 mA

### Transient response time

Less than 100 µs for the output voltage to recover to its previous level (within 0.1% of the voltage rating of the supply or 20 mV, whichever is greater) following any step change in load current of up to 50% of the output current rating of the supply

<b>Supplemental characteristics</b> <i>(Non-warranted characteristics determined by design and useful in applying the product)</i>	<b>6641A</b>	<b>6642A</b>	<b>6643A</b>	<b>6644A</b>	<b>6645A</b>
<b>Average programming resolution</b>					
Voltage	2 mV	5 mV	10 mV	15 mV	30 mV
Current	6 mA	3 mA	2 mA	1.2 mA	0.5 mA
OVP	13 mV	30 mV	54 mV	93 mV	190 mV
<b>OVP accuracy</b>	160 mV	400 mV	700 mV	1.2 V	2.4 V

## Specifications, continued

<b>Specifications</b> <i>(at 0 ° to 55 °C unless otherwise specified)</i>	<b>6641A-J04</b> Special order option	<b>6643A-J11</b> Special order option	<b>6644A-J09</b> Special order option	<b>6645A-J05</b> Special order option	<b>6645A-J06</b> Special order option
<b>Number of outputs</b>	1	1	1	1	1
<b>GPIB</b>	Yes	Yes	Yes	Yes	Yes
<b>Output ratings</b>					
Output voltage	13 V	40 V	70 V	150 V	170 V
Output current (40 °C)	15.3 A	5 A	3 A	1.2 A	1 A
Maximum current (50 °C/55 °C)	13.77 A/13 A	4.5 A/4.25 A	2.7 A/2.55 A	1.08 A/1.02 A	0.9 A/0.85 A
<b>Programming accuracy</b> (at 25 °C ± 5 °C)					
Voltage                   0.06% +	8.5 mV	17.5 mV	31 mV	65 mV	74 mV
Current                   0.15% +	21 mA	6.7 mA	4.1 mA	1.7 mA	1.7 mA
<b>Ripple and noise</b> from 20 Hz to 20 MHz					
Voltage                   rms	300 µV	450 µV	600 µV	900 µV	1 mV
peak-to-peak	3 mV	3.5 mV	6 mV	9 mV	10 mV
Current                   rms	8 mA	53 mA	1.5 mA	1 mA	1 mA
<b>Readback accuracy</b> at 25 °C ± 5 °C (percent of reading plus fixed)					
Voltage                   0.07% +	10 mV	30 mV	47 mV	100 mV	140 mV
+Current                 0.15% +	15 mA	5 mA	3 mA	1.3 mA	1.3 mA
–Current                 0.35% +	40 mA	12 mA	6.8 mA	2.9 mA	2.9 mA
<b>Load regulation</b>					
Voltage	1 mV	3 mV	4.5 mV	7 mV	8 mV
Current	1 mA	0.25 mA	0.25 mA	0.25 mA	0.25 mA
<b>Line regulation</b>					
Voltage	0.5 mV	1 mV	1.5 mV	2.5 mV	3 mV
Current	1 mA	0.25 mA	0.25 mA	0.25 mA	0.25 mA

### Transient response time

Less than 100 µs for the output voltage to recover to its previous level (within 0.1% of the voltage rating of the supply or 20 mV, whichever is greater) following any step change in load current of up to 50% of the output current rating of the supply

<b>Supplemental characteristics</b> <i>(Non-warranted characteristics determined by design and useful in applying the product)</i>	<b>6641A-J04</b> Special order option	<b>6643A-J11</b> Special order option	<b>6644A-J09</b> Special order option	<b>6645A-J05</b> Special order option	<b>6645A-J06</b> Special order option
<b>Average programming resolution</b>					
Voltage	3.5 mV	12 mV	1.4 mV	37.5 mV	42.5 mV
Current	5 mA	2 mA	1.2 mA	0.5 mA	0.5 mA
OVP	23 mV	62 mV	110 mV	250 mV	285 mV
<b>OVP accuracy</b>	260 mV	800 mV	1.5 mV	3 V	3.4 V

**Supplemental characteristics for all model numbers**

**DC floating voltage:** Output terminals can be floated up to ± 240 VDC from chassis ground

**Remote sensing:** Up to half the rated output voltage can be dropped in each load lead. The drop in the load leads subtracts from the voltage available for the load.

**Command processing time:** Average time required for the output voltage to begin to change following receipt of digital data is 20 ms for the power supplies connected directly to the GPIB

**Output programming response time:** The rise and fall time (10/90% and 90/10%) of the output voltage is less than 15 ms. The output voltage change settles within 1 LSB (0.025% x rated voltage) of final value in less than 60 ms.

**Down programming:** An active down programmer sinks approximately 20% of the rated output current

**Modulation:** (Analog programming of output voltage and current)  
 Input Signal: 0 to -5 V  
 Input Impedance: 10 kΩ nominal

**AC input:**  
 (AC input frequency 47 to 63 Hz)

Voltage	100 VAC	120 VAC	220 VAC	240 VAC
Current	4.4 A	3.8 A	2.2 A	2.0 A

**Input power:** 480 VA, 400 W at full load; 60 W at no load

**GPIB interface capabilities:** SH1, AH1, T6, L4, SR1, RL1, PP0, DC1, DT1, E1, and C0. IEEE-488.2 and SCPI-compatible command set

**Software driver:**  
 • IVI-COM  
 • VXIplug&play

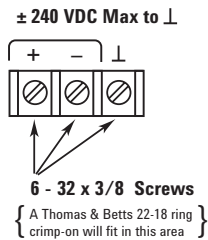
**Regulatory compliance:** Conforms to UL 1244 and IEC61010-1.

**Size:**  
 425.5 mm W x 88.1 mm H x 439 mm D  
 (16.75 in x 3.5 in x 17.3 in)

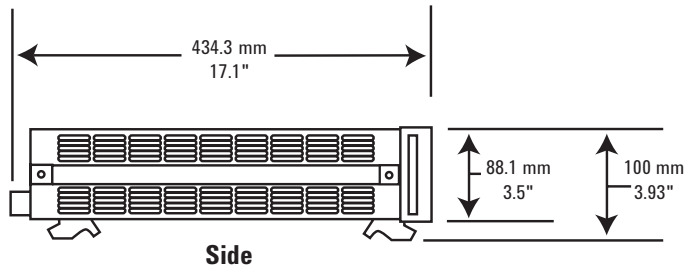
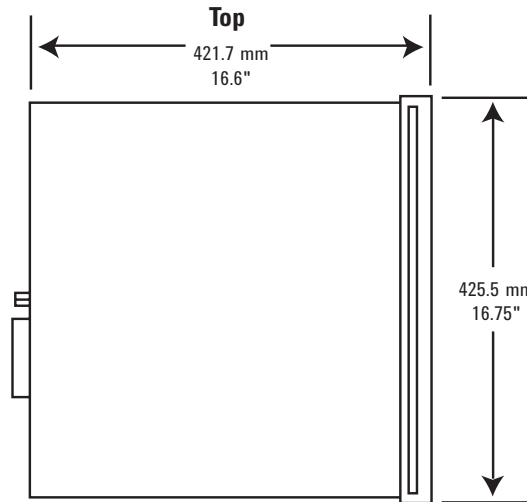
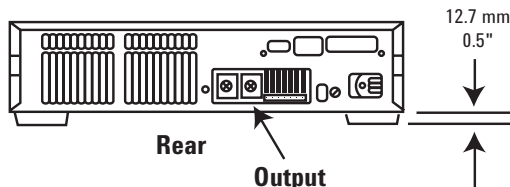
**Weight:** Net, 14.2 kg (31.4 lb); shipping, 16.3 kg (36 lb)

**Warranty:** One year

**Agilent models:** 6641A, 6642A, 6643A, 6644A, 6645A



Terminal screw size: m4 x 0.7 x 8 mm



## Ordering information

**Opt 100** 87 to 106 VAC, 47 to 63 Hz  
**Opt 120** 104 to 127 VAC, 47 to 63 Hz  
**Opt 220** 191 to 233 VAC, 47 to 63 Hz  
**Opt 240** 209 to 250 VAC, 47 to 63 Hz

**Opt 0L1** Full documentation on CD-ROM and printed user's and programming guides. CD-ROM includes user's guide, programming guide, service manual, and quick start guide

## Accessories

**1CM002A\*** Rack mount flange kit 88.1 mm H (2U), 1.75 inch hole spacing, two flange brackets  
**1CP001A\*** Rack mount flange and handle kit 88.1 mm H (2U) – two brackets and front handles  
**E3663AC** Support rails for Agilent rack cabinets  
**p/n 1494-0060** Accessory slide kit  
**p/n 1252-3698** 7-pin analog plug  
**p/n 1252-1488** 4-pin digital plug  
**p/n 5080-2148** Serial link cable 2 m (6.6 ft)

## Application notes

*10 Practical Tips You Need to Know About Your Power Products*, 5965-8239E

*10 Hints for Using Your Power Supply to Decrease Test Time*, 5968-6359E

*Understanding Linear Power Supply Operation (AN1554)*, 5989-2291EN

*Modern Connectivity—Using USB and LAN I/O Converters (AN 1475-1)* 5989-0123EN

\* Support rails required



Agilent Advantage Services is committed to your success throughout your equipment's lifetime. To keep you competitive, we continually invest in tools and processes that speed up calibration and repair and reduce your cost of ownership. You can also use Infoline Web Services to manage equipment and services more effectively. By sharing our measurement and service expertise, we help you create the products that change our world.

[www.agilent.com/find/advantageservices](http://www.agilent.com/find/advantageservices)



## Agilent Email Updates

[www.agilent.com/find/emailupdates](http://www.agilent.com/find/emailupdates)

Get the latest information on the products and applications you select.

## Agilent Channel Partners

[www.agilent.com/find/channelpartners](http://www.agilent.com/find/channelpartners)

Get the best of both worlds: Agilent's measurement expertise and product breadth, combined with channel partner convenience.

For more information on Agilent Technologies' products, applications or services, please contact your local Agilent office. The complete list is available at: [www.agilent.com/find/contactus](http://www.agilent.com/find/contactus)

## Americas

Canada	(877) 894 4414
Brazil	(11) 4197 3600
Mexico	01800 5064 800
United States	(800) 829 4444

## Asia Pacific

Australia	1 800 629 485
China	800 810 0189
Hong Kong	800 938 693
India	1 800 112 929
Japan	0120 (421) 345
Korea	080 769 0800
Malaysia	1 800 888 848
Singapore	1 800 375 8100
Taiwan	0800 047 866
Other AP Countries	(65) 375 8100

## Europe & Middle East

Belgium	32 (0) 2 404 93 40
Denmark	45 45 80 12 15
Finland	358 (0) 10 855 2100
France	0825 010 700*
	*0.125 €/minute
Germany	49 (0) 7031 464 6333
Ireland	1890 924 204
Israel	972-3-9288-504/544
Italy	39 02 92 60 8484
Netherlands	31 (0) 20 547 2111
Spain	34 (91) 631 3300
Sweden	0200-88 22 55
United Kingdom	44 (0) 118 927 6201

For other unlisted countries:

[www.agilent.com/find/contactus](http://www.agilent.com/find/contactus)

Revised: January 6, 2012

Product specifications and descriptions in this document subject to change without notice.

© Agilent Technologies, Inc. 2012  
Published in USA, February 14, 2012  
5990-9304EN

