



6640A Series Single-Output, 200 W DC Power Supplies, GPIB

Data Sheet

Speed and accuracy for test optimization



- Fast, low-noise outputs
- Analog control of output voltage and current
- Fan-speed control to minimize acoustic noise
- Parallel and series connections of multiple units
- Built-in measurements and advanced programmable features
- Protection features to ensure DUT safety

This series of 200 W linear-regulated DC power supplies is designed to maximize the throughput of DUTs through the manufacturing test process with fast up and down programming time.

Valuable assemblies can be destroyed by a minor component failure that can allow a surge of voltage or current to flow to the DUT. Fast protection features, including fast crowbar, mode crossover protection, and the ability to connect the protection circuitry of multiple power supplies can increase production yield.

Programming of the DC output and the protection features can be done either from the front panel or using industry standard SCPI commands, via the GPIB. Using the serial link, up to 16 power supplies can be connected through one GPIB address. Test system integration can be further simplified by using the *VXIplug&play* drivers. The output voltage and current can also be controlled with analog signals. This is helpful for certain types of noisy environments, and also immediate reactions to process changes.

Lab bench use is enhanced by the fan speed control, which helps to minimize acoustic noise.



Agilent Technologies

Specifications

| Specifications <i>(at 0 ° to 55 °C unless otherwise specified)</i> | 6641A | 6642A | 6643A | 6644A | 6645A |
|--|--------------|--------------|--------------|--------------|--------------|
| Number of outputs | 1 | 1 | 1 | 1 | 1 |
| GPIB | Yes | Yes | Yes | Yes | Yes |
| Output ratings | | | | | |
| Output voltage | 0 to 8 V | 0 to 20 V | 0 to 35 V | 0 to 60 V | 0 to 120 V |
| Output current (40°C) | 0 to 20 A | 0 to 10 A | 0 to 6 A | 0 to 3.5 A | 0 to 1.5 A |
| Maximum current (50 °C/55 °C) | 18 A/17 A | 9 A/8.5 A | 5.4 A/5.1 A | 3.2 A/3 A | 1.4 A/1.3 A |
| Programming accuracy (at 25 °C ± 5 °C) | | | | | |
| Voltage 0.06% + | 5 mV | 10 mV | 15 mV | 26 mV | 51 mV |
| Current 0.15% + | 26 mA | 13 mA | 6.7 mA | 4.1 mA | 1.7 mA |
| Ripple and noise from 20 Hz to 20 MHz | | | | | |
| Voltage rms | 300 µV | 300 µV | 400 µV | 500 µV | 700 µV |
| peak-to-peak | 3 mV | 3 mV | 4 mV | 5 mV | 7 mV |
| Current rms | 10 mA | 5 mA | 3 mA | 1.5 mA | 1 mA |
| Readback accuracy at 25 °C ± 5 °C (percent of reading plus fixed) | | | | | |
| Voltage 0.07% + | 6 mV | 15 mV | 25 mV | 40 mV | 80 mV |
| +Current 0.15% + | 18 mA | 9.1 mA | 5 mA | 3 mA | 1.3 mA |
| –Current 0.35% + | 40 mA | 20 mA | 12 mA | 6.8 mA | 2.9 mA |
| Load regulation | | | | | |
| Voltage | 1 mV | 2 mV | 3 mV | 4 mV | 5 mV |
| Current | 1 mA | 0.5 mA | 0.25 mA | 0.25 mA | 0.25 mA |
| Line regulation | | | | | |
| Voltage | 0.5 mV | 0.5 mV | 1 mV | 1 mV | 2 mV |
| Current | 1 mA | 0.5 mA | 0.25 mA | 0.25 mA | 0.25 mA |

Transient response time

Less than 100 µs for the output voltage to recover to its previous level (within 0.1% of the voltage rating of the supply or 20 mV, whichever is greater) following any step change in load current of up to 50% of the output current rating of the supply

| Supplemental characteristics <i>(Non-warranted characteristics determined by design and useful in applying the product)</i> | 6641A | 6642A | 6643A | 6644A | 6645A |
|---|--------------|--------------|--------------|--------------|--------------|
| Average programming resolution | | | | | |
| Voltage | 2 mV | 5 mV | 10 mV | 15 mV | 30 mV |
| Current | 6 mA | 3 mA | 2 mA | 1.2 mA | 0.5 mA |
| OVP | 13 mV | 30 mV | 54 mV | 93 mV | 190 mV |
| OVP accuracy | 160 mV | 400 mV | 700 mV | 1.2 V | 2.4 V |

Specifications, continued

| Specifications (at 0 ° to 55 °C unless otherwise specified) | 6641A-J04 Special order option | 6643A-J11 Special order option | 6644A-J09 Special order option | 6645A-J05 Special order option | 6645A-J06 Special order option |
|---|--|--|--|--|--|
| Number of outputs | 1 | 1 | 1 | 1 | 1 |
| GPIB | Yes | Yes | Yes | Yes | Yes |
| Output ratings | | | | | |
| Output voltage | 13 V | 40 V | 70 V | 150 V | 170 V |
| Output current (40 °C) | 15.3 A | 5 A | 3 A | 1.2 A | 1 A |
| Maximum current (50 °C/55 °C) | 13.77 A/13 A | 4.5 A/4.25 A | 2.7 A/2.55 A | 1.08 A/1.02 A | 0.9 A/0.85 A |
| Programming accuracy (at 25 °C ± 5 °C) | | | | | |
| Voltage 0.06% + | 8.5 mV | 17.5 mV | 31 mV | 65 mV | 74 mV |
| Current 0.15% + | 21 mA | 6.7 mA | 4.1 mA | 1.7 mA | 1.7 mA |
| Ripple and noise from 20 Hz to 20 MHz | | | | | |
| Voltage rms | 300 µV | 450 µV | 600 µV | 900 µV | 1 mV |
| peak-to-peak | 3 mV | 3.5 mV | 6 mV | 9 mV | 10 mV |
| Current rms | 8 mA | 53 mA | 1.5 mA | 1 mA | 1 mA |
| Readback accuracy at 25 °C ± 5 °C (percent of reading plus fixed) | | | | | |
| Voltage 0.07% + | 10 mV | 30 mV | 47 mV | 100 mV | 140 mV |
| +Current 0.15% + | 15 mA | 5 mA | 3 mA | 1.3 mA | 1.3 mA |
| –Current 0.35% + | 40 mA | 12 mA | 6.8 mA | 2.9 mA | 2.9 mA |
| Load regulation | | | | | |
| Voltage | 1 mV | 3 mV | 4.5 mV | 7 mV | 8 mV |
| Current | 1 mA | 0.25 mA | 0.25 mA | 0.25 mA | 0.25 mA |
| Line regulation | | | | | |
| Voltage | 0.5 mV | 1 mV | 1.5 mV | 2.5 mV | 3 mV |
| Current | 1 mA | 0.25 mA | 0.25 mA | 0.25 mA | 0.25 mA |

Transient response time

Less than 100 µs for the output voltage to recover to its previous level (within 0.1% of the voltage rating of the supply or 20 mV, whichever is greater) following any step change in load current of up to 50% of the output current rating of the supply

| Supplemental characteristics (Non-warranted characteristics determined by design and useful in applying the product) | 6641A-J04 Special order option | 6643A-J11 Special order option | 6644A-J09 Special order option | 6645A-J05 Special order option | 6645A-J06 Special order option |
|--|--|--|--|--|--|
| Average programming resolution | | | | | |
| Voltage | 3.5 mV | 12 mV | 1.4 mV | 37.5 mV | 42.5 mV |
| Current | 5 mA | 2 mA | 1.2 mA | 0.5 mA | 0.5 mA |
| OVP | 23 mV | 62 mV | 110 mV | 250 mV | 285 mV |
| OVP accuracy | 260 mV | 800 mV | 1.5 mV | 3 V | 3.4 V |

Supplemental characteristics for all model numbers

DC floating voltage: Output terminals can be floated up to ± 240 VDC from chassis ground

Remote sensing: Up to half the rated output voltage can be dropped in each load lead. The drop in the load leads subtracts from the voltage available for the load.

Command processing time: Average time required for the output voltage to begin to change following receipt of digital data is 20 ms for the power supplies connected directly to the GPIB

Output programming response time: The rise and fall time (10/90% and 90/10%) of the output voltage is less than 15 ms. The output voltage change settles within 1 LSB (0.025% x rated voltage) of final value in less than 60 ms.

Down programming: An active down programmer sinks approximately 20% of the rated output current

Modulation: (Analog programming of output voltage and current)
 Input Signal: 0 to -5 V
 Input Impedance: 10 kΩ nominal

AC input:
 (AC input frequency 47 to 63 Hz)

| Voltage | 100 VAC | 120 VAC | 220 VAC | 240 VAC |
|---------|---------|---------|---------|---------|
| Current | 4.4 A | 3.8 A | 2.2 A | 2.0 A |

Input power: 480 VA, 400 W at full load; 60 W at no load

GPIB interface capabilities: SH1, AH1, T6, L4, SR1, RL1, PP0, DC1, DT1, E1, and C0. IEEE-488.2 and SCPI-compatible command set

Software driver:
 • IVI-COM
 • VXIplug&play

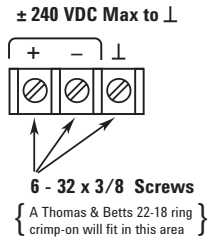
Regulatory compliance: Conforms to UL 1244 and IEC61010-1.

Size:
 425.5 mm W x 88.1 mm H x 439 mm D
 (16.75 in x 3.5 in x 17.3 in)

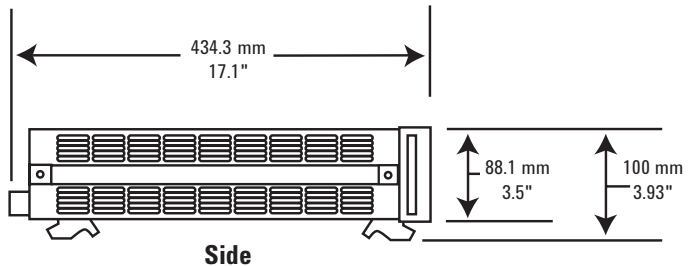
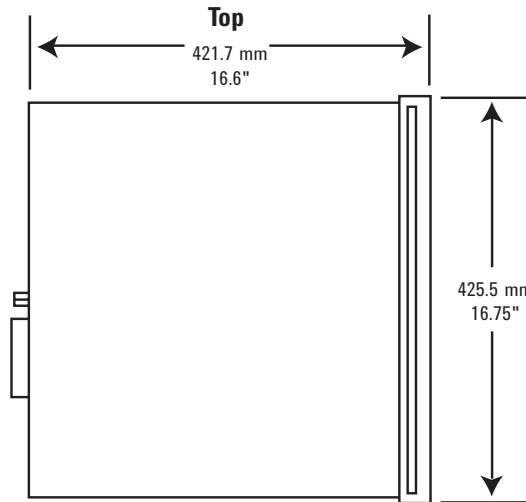
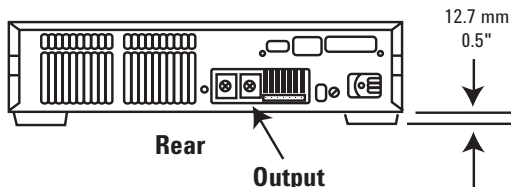
Weight: Net, 14.2 kg (31.4 lb); shipping, 16.3 kg (36 lb)

Warranty: One year

Agilent models: 6641A, 6642A, 6643A, 6644A, 6645A



Terminal screw size: m4 x 0.7 x 8 mm



Ordering information

Opt 100 87 to 106 VAC, 47 to 63 Hz
Opt 120 104 to 127 VAC, 47 to 63 Hz
Opt 220 191 to 233 VAC, 47 to 63 Hz
Opt 240 209 to 250 VAC, 47 to 63 Hz

Opt 0L1 Full documentation on CD-ROM and printed user's and programming guides. CD-ROM includes user's guide, programming guide, service manual, and quick start guide

Accessories

1CM002A* Rack mount flange kit 88.1 mm H (2U), 1.75 inch hole spacing, two flange brackets
1CP001A* Rack mount flange and handle kit 88.1 mm H (2U) – two brackets and front handles
E3663AC Support rails for Agilent rack cabinets
p/n 1494-0060 Accessory slide kit
p/n 1252-3698 7-pin analog plug
p/n 1252-1488 4-pin digital plug
p/n 5080-2148 Serial link cable 2 m (6.6 ft)

Application notes

10 Practical Tips You Need to Know About Your Power Products, 5965-8239E

10 Hints for Using Your Power Supply to Decrease Test Time, 5968-6359E

Understanding Linear Power Supply Operation (AN1554), 5989-2291EN

Modern Connectivity—Using USB and LAN I/O Converters (AN 1475-1) 5989-0123EN

* Support rails required



Agilent Advantage Services is committed to your success throughout your equipment's lifetime. To keep you competitive, we continually invest in tools and processes that speed up calibration and repair and reduce your cost of ownership. You can also use Infoline Web Services to manage equipment and services more effectively. By sharing our measurement and service expertise, we help you create the products that change our world.

www.agilent.com/find/advantageservices



Agilent Email Updates

www.agilent.com/find/emailupdates

Get the latest information on the products and applications you select.

Agilent Channel Partners

www.agilent.com/find/channelpartners

Get the best of both worlds: Agilent's measurement expertise and product breadth, combined with channel partner convenience.

For more information on Agilent Technologies' products, applications or services, please contact your local Agilent office. The complete list is available at: www.agilent.com/find/contactus

Americas

| | |
|---------------|----------------|
| Canada | (877) 894 4414 |
| Brazil | (11) 4197 3600 |
| Mexico | 01800 5064 800 |
| United States | (800) 829 4444 |

Asia Pacific

| | |
|--------------------|----------------|
| Australia | 1 800 629 485 |
| China | 800 810 0189 |
| Hong Kong | 800 938 693 |
| India | 1 800 112 929 |
| Japan | 0120 (421) 345 |
| Korea | 080 769 0800 |
| Malaysia | 1 800 888 848 |
| Singapore | 1 800 375 8100 |
| Taiwan | 0800 047 866 |
| Other AP Countries | (65) 375 8100 |

Europe & Middle East

| | |
|----------------|----------------------|
| Belgium | 32 (0) 2 404 93 40 |
| Denmark | 45 45 80 12 15 |
| Finland | 358 (0) 10 855 2100 |
| France | 0825 010 700* |
| | *0.125 €/minute |
| Germany | 49 (0) 7031 464 6333 |
| Ireland | 1890 924 204 |
| Israel | 972-3-9288-504/544 |
| Italy | 39 02 92 60 8484 |
| Netherlands | 31 (0) 20 547 2111 |
| Spain | 34 (91) 631 3300 |
| Sweden | 0200-88 22 55 |
| United Kingdom | 44 (0) 118 927 6201 |

For other unlisted countries:

www.agilent.com/find/contactus

Revised: January 6, 2012

Product specifications and descriptions in this document subject to change without notice.

© Agilent Technologies, Inc. 2012
Published in USA, February 14, 2012
5990-9304EN

