


Agilent 8560 EC Series Spectrum Analyzers Data Sheet

Agilent 8560EC 30 Hz to 2.9 GHz ¹
Agilent 8561EC 30 Hz to 6.5 GHz ¹
Agilent 8562EC 30 Hz to 13.2 GHz ¹
Agilent 8563EC 30 Hz to 26.5 GHz ¹
Agilent 8564EC 30 Hz to 40 GHz
Agilent 8565EC 30 Hz to 50 GHz

1. The 8560EC/61EC/62EC/63EC have been discontinued. The recommended replacements are the Agilent X-Series signal analyzers. Visit www.agilent.com/find/856x_to_X-Series for detailed information regarding the 856x migration to the X-Series.



The Agilent 8560 EC Series spectrum analyzers have a color display, offer standard digitized fast time domain sweeps (Option 856xE-007 on the 8560 E Series), and are Class 3 MIL-rugged. The 8560 EC Series is identical to the 8560E Series in all other respects.

Frequency Specifications, Agilent 8560 EC Series

Unless noted, all specifications describe the instrument's warranted performance under the following conditions: 5-minute warm-up from ambient conditions, autocoupled controls, digital display, IF ADJ ON, REF LVL CAL adjusted, SECOND IF OUTPUT and 1ST LO OUTPUT terminated in 50 Ω. After a 30-minute warm-up, and over a temperature range of 20 °C to 30 °C, the preselector does not have to be peaked at each signal of interest; under these conditions factory preselector peak values are sufficient to meet all specifications. Typical performance is non-warranted. Supplemental characteristics are denoted by "nominal" and "approximately"; these constitute non-warranted functional performance information derived during the design process and are not tested on a continuing basis.

Frequency range

	8560EC	8561EC	8562EC	8563EC	8564EC	8565EC
Internal mixing	30 Hz ² to 2.9 GHz	30 Hz ² to 6.5 GHz	30 Hz ² to 13.2 GHz	30 Hz ¹ to 26.5 GHz	30 Hz ¹ to 40 GHz	30 Hz ¹ to 50 GHz
External mixing	18 GHz to 325 GHz	18 GHz to 325 GHz	18 GHz to 325 GHz	18 GHz to 325 GHz	18 GHz to 325 GHz	18 GHz to 325 GHz

Frequency band	Harmonic mixing mode (N)
30 Hz to 2.9 GHz	1
2.75 GHz to 6.46 GHz	1
5.86 GHz to 13.2 GHz	2
12.4 GHz to 26.8 GHz	4
26.4 GHz to 31.15 GHz	4
31.0 GHz to 50 GHz	8

Frequency reference

		Option 856xEC-103
Temperature stability ³	±1 x 10 ⁻⁸	±1x10 ⁻⁶
Aging (per year) (per day nom.)	±1 x 10 ⁻⁷ ±5 x 10 ⁻¹⁰ (4)	±2x10 ⁻⁶
Initial achievable accuracy	±2.2 x 10 ⁻⁸	±1 x 10 ⁻⁶
Short-term warmup accuracy factors (nominal)		
5 minute	±1 x 10 ⁻⁷	
15 minute	±1 x 10 ⁻⁸	

Frequency readout accuracy

(Start, stop, center and marker frequency functions)

Span > 2 MHz x N ⁵	±(freq readout x freq ref accuracy ⁶ +5% x span +15% x RBW +10 Hz)
Span ≤ 2 MHz x N ⁵	±(freq readout x freq ref accuracy ⁶ +1% x span +15% x RBW +10 Hz)

Frequency counter accuracy

Marker count accuracy (S/N ≥ 25 dB)	±(marker freq x freq ref accuracy ⁷ +2 Hz x N ⁵ +1 LSD of counter)
Accuracy at 1 GHz (25 °C, 1 yr aging, marker resolution = 1 Hz)	±225 Hz (5-minute warm-up) ⁷ ±135 Hz (15-minute warm-up) ⁷ ±3003 Hz (Option 856xEC-103)
Delta count accuracy (S/N ≥ 25 dB)	±(delta freq x freq ref accuracy ⁶ + 4 Hz x N ⁵ +2 LSD)
Counter resolution	Selectable from 1 Hz to 1 MHz

Frequency span

Range	0, 100 Hz to full span (100 Hz x N ⁵ when using external mixers)
Accuracy	
Span > 2 MHz x N ⁵	±5%
Span ≤ 2 MHz x N ⁵	±1%

- Agilent 8563EC, 8564EC, 8565EC require Option 856xEC-006 for operation below 9 kHz.
- Agilent 8560EC, 8561EC, 8562EC minimum frequency in AC coupled mode is 100 kHz. In DC coupled mode minimum frequency is 30 Hz.
- 10 °C to +55 °C, referenced to 25 °C
- After 7 day warm-up
- N = harmonic mixing mode number
- Frequency reference accuracy = aging x time since last adjustment + initial achievable accuracy + temperature stability
- Short term warmup accuracy factors have been included in this calculation.

Frequency Specifications, continued

Sweep time

Range

Span = 0 Hz	50 μ s to 6000 s
Span \pm 100 Hz	
RBW \geq 300 Hz	50 ms to 2000 s
RBW \leq 100 Hz	50 ms to 100 ks

Accuracy (Span = 0 Hz)

Sweep time \geq 30 ms	\pm 1% (digitized trace data)
Sweep time < 30 ms	\pm 0.1% (digitized trace data)
Sweep trigger	Delayed, free run, single, line, video, external

Resolution bandwidth

Range (-3 dB)

1 Hz to 1 MHz in a 1, 3, 10 sequence and 2 MHz (3 MHz at -6 dB)

Option 856xEC-103¹
10 Hz to 1 MHz in a 1, 3, 10 sequence and 2 MHz (3 MHz at -6 dB)

Accuracy

1 Hz to 300 kHz \pm 10%	
1 MHz	\pm 25%
2 MHz	+50%, -25%

Selectivity (-60 dB/-3 dB BW ratio)

RBW \geq 300 Hz	< 15:1
RBW \leq 100 Hz	< 5:1

Video bandwidth range 1 Hz to 3 MHz in a 1, 3, 10 sequence

Noise sidebands (see Figure 1)

Center frequency \leq 1 GHz

Offset

		Option 856xEC-103 ¹
100 Hz	\leq -88 dBc/Hz ²	\leq -70 dBc/Hz ²
1 kHz	\leq -97 dBc/Hz ²	\leq -90 dBc/Hz ²
10 kHz ⁶	\leq -113 dBc/Hz ³	\leq -113 dBc/Hz ³
30 kHz ^{6,8}	\leq -113 dBc/Hz ⁴	\leq -113 dBc/Hz ⁴
100 kHz ⁷	\leq -117 dBc/Hz ⁵	\leq -117 dBc/Hz ⁵

Residual FM

(zero span, 10 Hz RBW)	< 1 Hz pk-pk x N ⁹ in 20 ms
	< 0.25 Hz pk-pk x N ⁹ in 20 ms (typical)
Option 856xEC-103	< 10 Hz pk-pk x N ⁹ in 20 ms

- Option 856xEC-103 is no longer offered.
- Add $5.2 \times ((f/1 \text{ GHz}) - 1)$ for $f > 1 \text{ GHz}$ and $f \leq 2.9 \text{ GHz}$
- Add $2.5 \times ((f/1 \text{ GHz}) - 1)$ for $f > 1 \text{ GHz}$ and $f \leq 2.9 \text{ GHz}$
- Add $3.0 \text{ dB} \times ((f/1 \text{ GHz}) - 1)$ for $f > 1 \text{ GHz}$ and $f \leq 2.9 \text{ GHz}$
- Add 2 dB for $f > 1 \text{ GHz}$ and $f \leq 2.9 \text{ GHz}$
- RBW \leq 1 kHz or span \leq 745 kHz
- RBW \geq 3 kHz or span $>$ 745 kHz
- Not specified at 30 kHz offset for Agilent 8564EC and Agilent 8565EC
- N = harmonic mixing mode number

Amplitude Specifications, Agilent 8560 EC Series

Range Displayed average noise level (DANL) to +30 dBm

Maximum safe input level

Average continuous power +30 dBm (1 W, input attn ≥ 10 dB)

Peak pulse power +50 dBm (100 W, input attn ≥ 30 dB)

(≤ 10 ms pulse width, < 1% duty cycle)

Maximum DC input voltage

DC coupled ±0.2 Vdc

AC coupled ±50 Vdc ¹

Displayed average noise level (DANL) (see Figure 2)

(0 dB attenuation, 1 Hz resolution bandwidth²)

	8560EC	8561EC	8562EC	8563EC	8564EC, 8565EC
30 Hz ³	≤ -90 dBm	≤ -90 dBm	≤ -90 dBm	≤ -90 dBm	≤ -90 dBm
1 kHz ³	≤ -105 dBm	≤ -105 dBm	≤ -105 dBm	≤ -105 dBm	≤ -105 dBm
10 kHz	≤ -120 dBm	≤ -120 dBm	≤ -120 dBm	≤ -120 dBm	≤ -120 dBm
100 kHz	≤ -120 dBm	≤ -120 dBm	≤ -120 dBm	≤ -120 dBm	≤ -120 dBm
1 MHz to 10 MHz	≤ -140 dBm	≤ -140 dBm	≤ -140 dBm	≤ -140 dBm	≤ -140 dBm
10 MHz to 2.9 GHz	≤ -151 dBm	≤ -145 dBm	≤ -151 dBm	≤ -149 dBm	≤ -145 dBm
2.9 GHz to 6.46 GHz		≤ -145 dBm	≤ -148 dBm	≤ -148 dBm	≤ -147 dBm
6.46 GHz to 13.2 GHz			≤ -145 dBm	≤ -145 dBm	≤ -143 dBm
13.2 GHz to 22.0 GHz				≤ -140 dBm	≤ -140 dBm
22.0 GHz to 26.8 GHz ⁴				≤ -139 dBm	≤ -136 dBm
26.8 GHz to 31.15 GHz					≤ -139 dBm
31.15 GHz to 40 GHz					≤ -130 dBm
40 GHz to 50 GHz					≤ -127 dBm

1 dB gain compression

Maximum power at mixer = input power (dBm) – input attenuation (dB)

10 MHz to 2.9 GHz -5 dBm

2.9 GHz to 6.46 GHz +0 dBm ⁵

6.46 GHz to 26.8 GHz -3 dBm

26.8 GHz to 50 GHz +0 dBm (nominal)

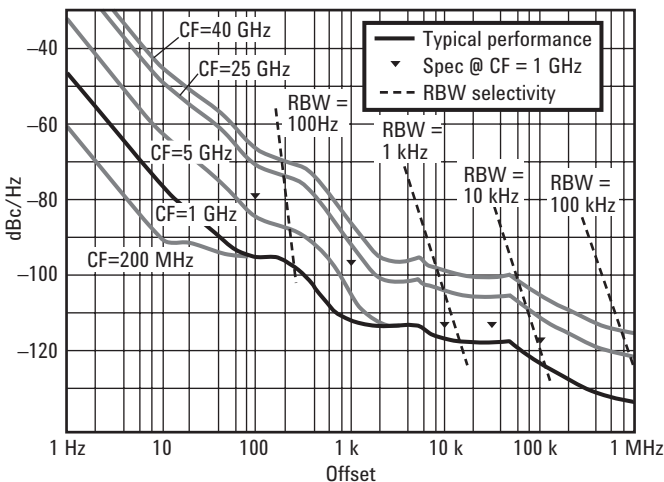


Figure 1. Noise sidebands normalized to 1 Hz BW versus offset from carrier.

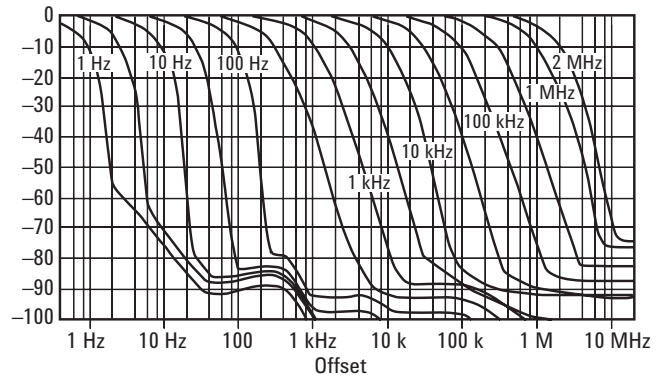


Figure 2. Typical on-screen dynamic range versus offset from 1 GHz center frequency for all RBWs (mixer level = -10 dBm).

1. Not applicable to 8564EC and 8565EC.
2. For Option 856xEC-103, degrade DANL by 10 dB
3. Agilent 8563EC, 8564EC, 8565EC require Option 856xEC-006 for operation below 9 kHz
4. For Agilent 8563EC: 26.5 GHz
5. Agilent 8561EC: -3 dBm

Amplitude Specifications, continued

Dynamic range (see Figure 3)

Compression to noise¹

	8560EC	8561EC	8562EC	8563EC	8564EC, 8565EC
10 MHz to 2.9 GHz	> 146 dB	> 140 dB	> 146 dB	> 144 dB	> 145 dB
2.9 GHz to 6.46 GHz		> 142 dB	> 148 dB	> 148 dB	> 147 dB
6.46 GHz to 13.2 GHz			> 142 dB	> 142 dB	> 140 dB
13.2 GHz to 22.0 GHz				> 137 dB	> 137 dB
22.0 GHz to 26.8 GHz				> 136 dB	> 133 dB
26.8 GHz to 31.15 GHz					> 139 dB
31.15 GHz to 40 GHz					> 130 dB
40 GHz to 50 GHz					> 127 dB

Signal to distortion

Harmonic²

	8560EC	8561EC	8562EC	8563EC	8564EC, 8565EC
20 MHz to 1.45 GHz	> 95 dB	> 88.5 dB	> 95 dB	> 94 dB	> 92 dB
1.45 GHz to 2 GHz		> 98.5 dB	> 111.5 dB	> 111.5 dB	> 111 dB
2 GHz to 3.25 GHz		> 119 dB	> 119 dB	> 119 dB	> 113.5 dB
3.25 GHz to 6.6 GHz			> 117.5 dB	> 117.5 dB	> 111.5 dB
6.6 GHz to 11 GHz				> 115 dB	> 110 dB
11 GHz to 13.4 GHz				> 114.5 dB	> 108 dB
13.4 GHz to 15.6 GHz					> 109.5 dB
15.6 GHz to 20 GHz					> 105 dB
20 GHz to 25 GHz					> 103.5 dB

Intermodulation³

	8560EC	8561EC	8562EC	8563EC	8564E, 8565EC
10 MHz to 2.9 GHz	> 108 dB	> 103 dB	> 108 dB	> 107 dB	> 104 dB
2.9 GHz to 6.46 GHz		> 107 dB	> 108.5 dB	> 108.5 dB	> 108 dB
6.46 GHz to 13.2 GHz			> 101.5 dB	> 101.5 dB	> 100 dB
13.2 GHz to 22.0 GHz				> 98 dB	> 98 dB
22.0 GHz to 26.8 GHz				> 97.5 dB	> 95.5 dB
26.8 GHz to 31.15 GHz					> 101 dB (nominal)
31.15 GHz to 40 GHz					> 95 dB (nominal)
40 GHz to 50 GHz					> 93 dB (nominal)

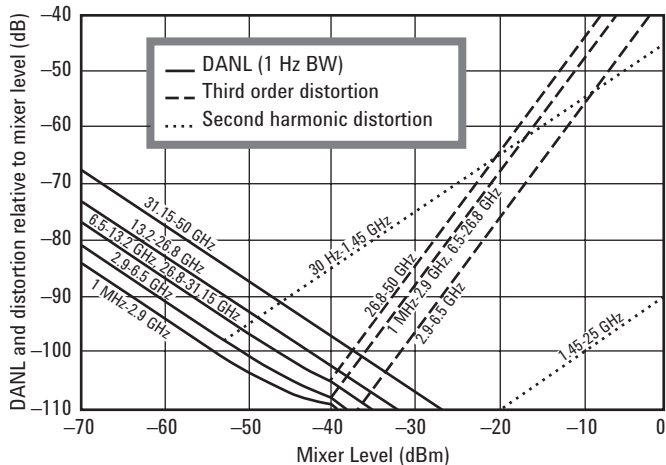


Figure 3. Agilent 8560 EC Series nominal dynamic range

1. (1dB compression - DANL) for Option 856xEC-103, degrade compression to noise dynamic range by 10 dB
2. 0.5 x (SHI - DANL at 2 x input frequency) for Option 856xEC-103, degrade harmonic (SHI) dynamic range by 5 dB
3. 0.67 x (TOI - DANL) for Option 856xEC-103, degrade intermodulation (TOI) dynamic range by 6.67 dB

Amplitude Specifications, continued

Spurious responses

General spurious responses

(Mixer level –40 dBm) $< (-75 + 20 \times \log N)^1$ dBc

Second harmonic distortion

Input signal	Mixer level	Distortion	SHI
20 MHz to 1.45 GHz	–40 dBm	≤ -79 dBc ²	+39 dBm ²
1.45 GHz to 2 GHz	–10 dBm ³	≤ -85 dBc ³	+75 dBm ³
2 GHz to 13.25 GHz			
8562E, 8563E	–10 dBm	≤ -100 dBc	+90 dBm
8564E, 8565E	–10 dBm	≤ -90 dBc	+80 dBm
13.25 GHz to 25 GHz	–10 dBm	≤ -90 dBc	+80 dBm

Third order intermodulation distortion

(Two –30 dBm signals, ≥ 1 kHz apart)

	Mixer level	Distortion	TOI
20 MHz to 2.9 GHz	–30 dBm each	≤ -82 dBc ⁴	+11 dBm
2.9 GHz to 6.46 GHz	–30 dBm each	≤ -90 dBc	+15 dBm
6.46 GHz to 26.8 GHz	–30 dBm each	≤ -75 dBc	+7.5 dBm
26.8 GHz to 50 GHz	–30 dBm each	≤ -85 dBc (nominal)	+12.5 dBm (nominal)

Image responses

	Mixer level	
10 MHz to 26.8 GHz	–10 dBm	–80 dBc
26.8 GHz to 50 GHz	–30 dBm	–60 dBc

Multiple and out-of-band responses

	Mixer level	
10 MHz to 26.8 GHz	–10 dBm	–80 dBc ⁶
26.8 GHz to 50 GHz	–30 dBm	–55 dBc

Residual responses

≤ -90 dBm, for the range from 200 kHz to 6.46 GHz, no input signal, 0 dB input attenuation

Display range

Viewing area	Color display, approximately 9.6 cm (v) x 13 cm (h)
Scale calibration	10 x 10 divisions
Log scale	10, 5, 2, 1 dB per division
Linear scale	10% of reference level per division

Scale fidelity

	Incremental	Maximum
Log range	0 to –90 dB	0 to –90 dB
RBW ≥ 300 Hz	± 0.1 dB/dB	± 0.85 dB
RBW ≤ 100 Hz	± 0.2 dB/2 dB	± 0.85 dB ⁵
Linear range	$\pm 3\%$ of reference level	

Reference level range

Log, adjustable in 0.1 dB steps

30 Hz to 31.15 GHz	–120 to +30 dBm
31.15 GHz to 50 GHz	–115 to +30 dBm

Linear, adjustable in 1% steps

30 Hz to 31.15 GHz	2.2 mV to 7.07 V
31.15 GHz to 50 GHz	3.98 mV to 7.07 V

1. Excluding display-related sidebands at multiples of 60 Hz
2. Agilent 8561EC: distortion –72 dBc, SHI +32dBm
3. Agilent 8561EC: mixer level –20 dBm, distortion –72 dBc, SHI +52 dBm
4. Agilent 8561EC –78 dB distortion with two –30 dBm signals, 9 dBm TOI
5. Maximum for 0 to –100 dB is ± 1.5 dB
6. For 8565EC only: –72 dBc at center frequency range between 20 and 26.5 GHz with RF input frequencies greater than 40 GHz.

Amplitude Specifications, continued

Frequency response in dB, 10 dB input attenuation, dc coupled
relative / typical relative / absolute ² / typical absolute ³

	8560EC	8561EC	8562EC	8563EC	8564EC, 8565EC
100 MHz to 2 GHz	0.7/0.7/-/-		0.9/0.8/-/-	1.0/0.8/-/-	0.9/0.8/-/-
30 Hz ¹ to 2.9 GHz	1/0.8/1.5/1.0	1.0/0.7/1.75/1.0	1.25/0.8/1.8/1.0	1.25/0.8/1.8/1.0	1.0/0.8/1.5/1.0
2.9 GHz to 6.46 GHz		1.5/1.1/2.5/1.5	1.5/1.1/2.5/1.5	1.5/1.0/2.4/1.5	1.7/1.4/2.6/1.8
6.46 to 13.2 GHz			2.2/1.5/2.9/2.0	2.2/1.5/2.9/2.0	2.6/2.2/3.0/2.8
13.2 to 22 GHz				2.5/1.5/4.0/2.5	2.5/2.5/4.0/3.5
22 to 26.8 GHz				3.3/2.2/4.0/2.5	3.3/2.2/4.5/4.0
26.8 to 31.15 GHz					3.1/2.9/4.0/3.0
31.15 GHz to 40 GHz (Agilent 8564EC)					2.6/2.4/4.0/3.2
31.15 GHz to 50 GHz (Agilent 8565EC)					3.2/3.0/4.0/4.0

Band switching uncertainty

±1 dB (added to relative frequency response for between-band measurements)

Calibrator output

300 MHz x (1 ± frequency reference accuracy ⁴) at -10 dBm ±0.3 dB

Input attenuator

Switching uncertainty (referenced to 10 dB attenuation)
30 Hz to 2.9 GHz for 20 to 70 dB settings of input attenuator:
±0.6 dB/10 dB step, 1.8 dB maximum
Repeatability ±0.1 dB (nominal)

IF gain uncertainty

±1 dB (0 to -80 dBm reference levels with 10 dB input attenuation)

IF alignment uncertainty

±0.5 dB (additional uncertainty only when using 300 Hz RBW)

Resolution bandwidth switching uncertainty

±0.5 dB (relative to 300 kHz RBW)

Pulse digitization uncertainty

(pulse response mode, PRF > 720/sweep time)

	Log	Linear
RBW ≤ 1 MHz	< 1.25 dB pk-pk	< 4% of ref level
RBW = 2 MHz	< 3 dB pk-pk	< 12% of ref level
Standard Deviation (RBW < 1 MHz)		< 0.2 dB (nominal)

Time-gated spectrum analysis

Gate delay ⁵

	Edge mode	Level mode
Range	3 μs to 65.535 ms	≤ 0.5 μs
Resolution	1 μs	
Accuracy	±1 μs	

(From GATE TRIGGER INPUT to positive edge of GATE OUTPUT)

Gate length

Range	1 μs to 65.535 ms
Resolution	1 μs
Accuracy	±1 μs

(From positive edge to negative edge of GATE OUTPUT)

1. Operation below 9 kHz requires Option 856xEC-006

2. Absolute flatness values referenced to 300 MHz CAL OUT

3. Typical values at 25 °C

4. Frequency reference accuracy = aging x time since last adjustment + initial achievable accuracy + temperature stability

5. Up to 1 μs jitter due to 1 μs resolution of gate delay clock

Amplitude Specifications, continued

Delayed sweep

Trigger modes	Free run, line, external, video
Range	
Sweep time < 30 ms	–9.9 ms to +65.535 ms
Sweep time ≥ 30 ms	+2 μs to +65.535 ms
Resolution	1 μs
Accuracy	±1 μs

Demodulation

Spectrum demodulation

Modulation type	AM and FM
Audio output	Speaker and phone jack with volume control
Marker pause time	100 ms to 60 s (nominal)

Inputs/Outputs, Agilent 8560 EC Series

(All values are nominal)

Front panel connectors

RF input

Agilent 8560EC, 8561EC, 8562EC, 8563EC	Type N female, 50 Ω
(Option 856xEC-026, Agilent 8563EC only)	APC 3.5 mm male, 50 Ω
Agilent 8564EC, 8565EC	APC 2.4 mm male, 50 Ω

VSWR (≥ 10 dB atten)

30 Hz to 2.9 GHz < 1.5:1 dB

2.9 GHz to 50 GHz < 2.3:1 dB

LO emission level

(average with 10 dB atten) ≤ –80 dBm

IF input

Frequency SMA female, 50 Ω

Full screen level 310.7 MHz

Gain compression –30 dBm

–23 dB

First LO output SMA female, 50 Ω

Frequency 3.000 - 6.8107 GHz

Amplitude +16.5 dBm ±2.0 dB

Cal output BNC female, 50 Ω

Probe power +15 Vdc, –12.6 Vdc, and Gnd (150 mA max each)

Rear panel connectors

Earphone Sub-miniature mono jack, 0.2 W into 4 Ω

10 MHz REF in/out Shared BNC female, 50 Ω

Output freq accuracy ±(10 MHz x freq ref accuracy)

Output amplitude 0 dBm

Input amplitude –2 to +10 dBm

Video output BNC, 50 Ω

Amplitude (RBW ≥ 300 Hz) 0 to +1 V full scale

LO sweep frequency analog voltage output

(LO sweep or V/GHz function selectable from the front panel, BNC female, 120 Ω)

LO sweep output 0 to 10 V (no load)

Frequency analog voltage output (internal mixer mode)

Output ramp voltage proportional to start and stop frequencies.

Transfer function: 0.5 V/GHz.

0.5 V/GHz output (external mixer mode)

Output ramp voltage proportional to LO frequency: (LO = 3 to 6.8107 GHz).

Transfer function: (1.5 V/GHz x LO frequency (GHz) –0.2054) ±50 mV (typ).

Inputs/Outputs, Agilent 8560 EC Series, continued

Blanking/gate Output	Shared BNC female, 50 Ω
Blanking mode	
During sweep	Low TTL level
During retrace	High TTL level
Gate mode	
Gate on	High TTL level
Gate off	Low TTL level
External/gate Trigger input	Shared BNC female, > 10 k Ω Settable to high TTL or low TTL
GPIB	IEEE-488 bus connector
Interface functions	SH1, AH1, T6, L4, LE0, RL1, PP1, DC1, DT1, C1, C28, TE0, SR1
Direct printer output	Supports HP 3630A PaintJet printer, HP 2225A ThinkJet printer
Direct plotter output	Supports HP 7225A/7440A/7470A/7475A/7550A

Options

Option 856xEC-001 second IF output, Agilent 8560 EC Series

(all values are nominal)

3 dB bandwidth	8560EC	8561EC	8562EC	8563EC	8564EC, 8565EC
NF conversion gain					
30 Hz to 2.9 GHz ¹	> 25 MHz 24 dB 1.2 dB	> 25 MHz 25 dB -6.5 dB	> 25 dB 20 dB -1.2 dB	> 25 MHz 25 dB -1.2 dB	> 25 MHz 28 dB -1.2 dB
2.9 GHz to 6.5 GHz		> 30 MHz 26 dB -1 dB	> 30 MHz 22 dB -3 dB	> 30 MHz 22 dB -1 dB	> 30 MHz 23 dB -1 dB
6.5 GHz to 13.2 GHz			> 37 MHz 26 dB -5.7 dB	> 37 MHz 26 dB -5.7 dB	> 37 MHz 28 dB -5.7 dB
13.2 GHz to 22 GHz				> 45 MHz 30 dB -8 dB	> 45 MHz 32 dB -8 dB
22 GHz to 26.8 GHz				> 45 MHz 32 dB -8 dB	> 45 MHz 35 dB -8 dB
26.8 GHz to 31.15 GHz					> 25 MHz 28 dB -9 dB
31.15 GHz to 40 GHz					> 25 MHz 38 dB -19 dB
40 GHz to 50 GHz					> 25 MHz 42 dB -23 dB

Option 8560EC-002 Built-in tracking generator ²

Frequency specifications

Frequency range	300 kHz to 2.9 GHz
Accuracy	
After peaking	\pm (frequency reference accuracy x tuned frequency + 5% x span + 295 Hz)
Tracking drift (nominal)	Usable in 1 kHz RBW after 5 minutes warm-up. Usable in 300 Hz RBW after 30-minute warm-up.
Minimum RBW	300 Hz ³

- DC coupled for frequencies below 100 kHz. Option 856xEC-006 required for operation below 9 kHz in Agilent 8563EC, 8564EC, 8565EC.
- Option 8560EC-002 is no longer offered.
- Tracking generator not usable with resolution bandwidths \leq 100 Hz.

Options, continued

Amplitude specifications

Output level	-10 dBm to +1 dBm 10 dBm to +2.8 dBm (typical)
Resolution	0.1 dB
Accuracy	
Vernier	± 0.20 dB, ± 0.5 dBm max (25 °C ± 10 °C)
Absolute	± 0.75 dB
Level flatness	± 2.0 dB
Effective source match	1.92:1 (nominal)
Total absolute accuracy	± 3.25 dB

Spurious output (at +1 dBm output power)

Harmonic spurious	-25 dBc
Non-harmonic spurious	
300 kHz to 2.0 GHz	-27 dBc
2.0 GHz to 2.9 GHz	-23 dBc
LO feedthrough	-16 dBm (3.9 GHz to 6.8 GHz)
Residuals (RF-power-off)	-78 dBm (300 kHz to 2.9 GHz)

Dynamic range

TG feedthrough ¹	
300 kHz to 1 MHz	-95 dBm
1 MHz to 2.7 GHz	-115 dBm
2.7 GHz to 2.9 GHz	-110 dBm

Dynamic range ²	
300 kHz to 1 MHz	96 dB
1 MHz to 2.7 GHz	116 dB
2.7 GHz to 2.9 GHz	111 dB

Power sweep 10 dB range, 0.1 dB resolution

Inputs/outputs

RF output (front panel)	Type-N female, 50 Ω (nominal)
Maximum safe reverse level	+ 30 dBm, ± 30 Vdc

External ALC input (rear panel) BNC female use with negative detector

1. Leakage measured with maximum power into 50 Ω , with 50 Ω loads on the TG output and RF input.
2. Difference between maximum power output and tracking generator feedthrough.

Environmental Specifications, Agilent 8560 EC Series

Per MIL-PRF-28800F, Class 3

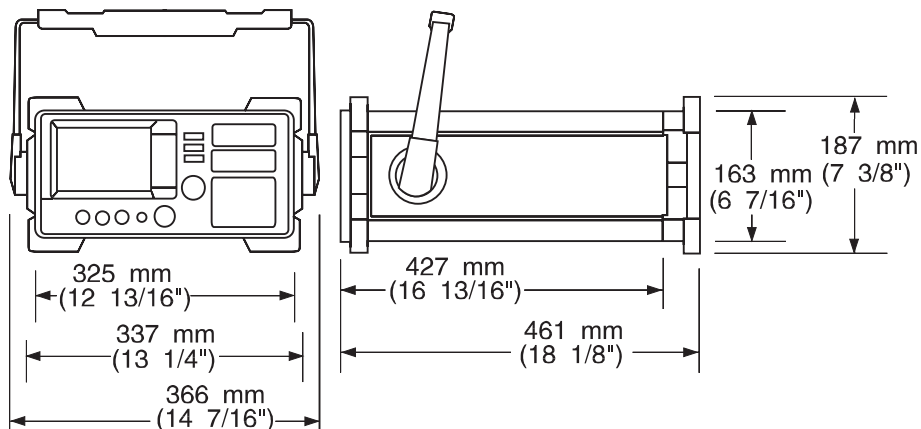
Calibration interval

Agilent 8560EC, 8561EC, 8562EC, 8563EC:	2 years
Agilent 8564EC, 8565EC:	1 year
Warm-up time	5 minutes in ambient conditions
Temperature	0 °C to +55 °C (operating); -40 °C to +75 °C (not operating)
Humidity	95% @ 40 °C for 5 days
Rain resistance	Drip-proof at 16 liters/hour/sq. ft.
Altitude	15,000 ft. (operating), 50,000 ft. (non-operating)
Pulse shock (half sine)	30 g for 11 ms duration
Transit drop	8-inch drop on six faces and eight corners
Electromagnetic compatibility:	Conducted and radiated interference in compliance with CISPR Pub. 11 (1990). Meets Mil-STD-461C, part 2, with certain exceptions.

Power requirements: 115 VAC operation: 90 to 140 V rms, 3.2 A rms max, 47 to 440 Hz
230 VAC operation: 180 to 250 V rms, 1.8 A rms max, 47 to 66 Hz

Maximum power dissipation

Agilent 8560EC, 8561EC, 8562EC, 8563EC	180 W
Agilent 8564EC, 8565EC:	260 W
Audible noise (nominal):	< 5.0 Bels power at room temp (ISO DP7779)
Dimensions (w/o handle, cover):	337 mm W x 187 mm H x 461 mm D
Weight (nominal)	
Agilent 8560EC, 8561EC, 8562EC, 8563EC:	16.5 kg (36 lbs)
Agilent 8564EC, 8565EC:	17.3 kg (38 lbs)





Agilent Email Updates

www.agilent.com/find/emailupdates

Get the latest information on the products and applications you select.

Agilent Channel Partners

www.agilent.com/find/channelpartners

Get the best of both worlds: Agilent's measurement expertise and product breadth, combined with channel partner convenience.



Agilent Advantage Services is committed to your success throughout your equipment's lifetime. To keep you competitive, we continually invest in tools and processes that speed up calibration and repair and reduce your cost of ownership. You can also use Infoline Web Services to manage equipment and services more effectively. By sharing our measurement and service expertise, we help you create the products that change our world.

www.agilent.com/find/advantageservices



www.agilent.com
www.agilent.com/find/8560

For more information on Agilent Technologies' products, applications or services, please contact your local Agilent office. The complete list is available at:

www.agilent.com/find/contactus

Americas

Canada	(877) 894 4414
Brazil	(11) 4197 3500
Mexico	01800 5064 800
United States	(800) 829 4444

Asia Pacific

Australia	1 800 629 485
China	800 810 0189
Hong Kong	800 938 693
India	1 800 112 929
Japan	0120 (421) 345
Korea	080 769 0800
Malaysia	1 800 888 848
Singapore	1 800 375 8100
Taiwan	0800 047 866
Other AP Countries	(65) 375 8100

Europe & Middle East

Belgium	32 (0) 2 404 93 40
Denmark	45 70 13 15 15
Finland	358 (0) 10 855 2100
France	0825 010 700*
	*0.125 €/minute
Germany	49 (0) 7031 464 6333
Ireland	1890 924 204
Israel	972-3-9288-504/544
Italy	39 02 92 60 8484
Netherlands	31 (0) 20 547 2111
Spain	34 (91) 631 3300
Sweden	0200-88 22 55
United Kingdom	44 (0) 131 452 0200

For other unlisted countries:

www.agilent.com/find/contactus

Revised: June 8, 2011

Product specifications and descriptions in this document subject to change without notice.

© Agilent Technologies, Inc. 2011
Published in USA, December 8, 2011
5968-8156E



Agilent Technologies